

# The Water We Drink

## PRAIRIE RONDE WATER SYSTEM INC

Public Water Supply ID: LA1097014

We are pleased to present to you the Annual Water Quality Report for the year 2023. This report is designed to inform you about the quality of your water and services we deliver to you every day (Este informe contiene información muy importante sobre su agua potable. Tradúzcalo o hable con alguien que lo entienda bien). Our constant goal is to provide you with a safe and dependable supply of drinking water. We want you to understand the efforts we make to continually improve the water treatment process and protect our water resources. We are committed to ensuring the quality of your water.

Our water source(s) are listed below:

Source Name	Source Water Type
WELL #1 - HWY 104, NORTH	Ground water
WELL #2 - WATER TOWER RD, EAST	Ground water
WELL #3 - WATER TOWER RD, NORTH	Ground water
WELL #4 - HWY 104, SOUTH	Ground water
WELL #5 - WATER TOWER RD, WEST	Ground water

The sources of drinking water (both tap water and bottled water) include rivers, lakes, streams, ponds, reservoirs, springs, and wells. As water travels over the surface of land or through the ground, it dissolves naturally-occurring minerals and, in some cases, radioactive material, and can pick up substances resulting from the presence of animals or from human activity. Contaminants that may be present in source water include:

Microbial Contaminants - such as viruses and bacteria, which may come from sewage treatment plants, septic systems, agricultural livestock operations, and wildlife.

Inorganic Contaminants - such as salts and metals, which can be naturally-occurring or result from urban stormwater runoff, industrial, or domestic wastewater discharges, oil and gas production, mining, or farming.

Pesticides and Herbicides - which may come from a variety of sources such as agriculture, urban stormwater runoff, and residential uses.

Organic Chemical Contaminants - including synthetic and volatile organic chemicals, which are by-products of industrial processes and petroleum production, and can also come from gas stations, urban stormwater runoff, and septic systems.

Radioactive Contaminants - which can be naturally-occurring or be the result of oil and gas production and mining activities.

A Source Water Assessment Plan (SWAP) is now available from our office. This plan is an assessment of a delineated area around our listed sources through which contaminants, if present, could migrate and reach our source water. It also includes an inventory of potential sources of contamination within the delineated area, and a determination of the water supply's susceptibility to contamination by the identified potential sources. According to the Source Water Assessment Plan, our water system had a susceptibility rating of 'MEDIUM'. If you would like to review the Source Water Assessment Plan, please feel free to contact our office.

In order to ensure that tap water is safe to drink, EPA prescribes regulations which limit the

amount of certain contaminants in water provided by public water systems. Food and Drug Administration regulations establish limits for contaminants in bottled water which must provide the same protection for public health. We want our valued customers to be informed about their water utility. If you have any questions about this report, want to attend any scheduled meetings, or simply want to learn more about your drinking water, please contact KEITH LATIOLAIS at 337-543-6938.

If present, elevated levels of lead can cause serious health problems, especially for pregnant women and young children. Lead in drinking water is primarily from materials and components associated with service lines and home plumbing. PRAIRIE RONDE WATER SYSTEM INC is responsible for providing high quality drinking water, but cannot control the variety of materials used in plumbing components. When your water has been sitting for several hours, you can minimize the potential for lead exposure by flushing your tap for 30 seconds to 2 minutes before using water for drinking or cooking. If you are concerned about lead in your water, you may wish to have your water tested. Information on lead in drinking water, testing methods, and steps you can take to minimize exposure is available from the Safe Drinking Water Hotline or at <http://www.epa.gov/safewater/lead>.

The Louisiana Department of Health and Hospitals - Office of Public Health routinely monitors for constituents in your drinking water according to Federal and State laws. The tables that follow show the results of our monitoring during the period of January 1st to December 31st, 2023. Drinking water, including bottled water, may reasonably be expected to contain at least small amounts of some contaminants. The presence of contaminants does not necessarily indicate that water poses a health risk.

In the tables below, you will find many terms and abbreviations you might not be familiar with. To help you better understand these terms, we've provided the following definitions:

Parts per million (ppm) or Milligrams per liter (mg/L) – one part per million corresponds to one minute in two years or a single penny in \$10,000.

Parts per billion (ppb) or Micrograms per liter (ug/L) – one part per billion corresponds to one minute in 2,000 years, or a single penny in \$10,000,000.

Picocuries per liter (pCi/L) – picocuries per liter is a measure of the radioactivity in water.

Treatment Technique (TT) – an enforceable procedure or level of technological performance which public water systems must follow to ensure control of a contaminant.

Action level (AL) – the concentration of a contaminant that, if exceeded, triggers treatment or other requirements that a water system must follow.

Maximum contaminant level (MCL) – the “Maximum Allowed” MCL is the highest level of a contaminant that is allowed in drinking water. MCL's are set as close to the MCLG's as feasible using the best available treatment technology.

Maximum contaminant level goal (MCLG) – the “Goal” is the level of a contaminant in drinking water below which there is no known or expected risk to human health. MCLG’s allow for a margin of safety.

Maximum residual disinfectant level (MRDL) – The highest level of a disinfectant allowed in drinking water. There is convincing evidence that addition of a disinfectant is necessary for control of microbial contaminants.

Maximum residual disinfectant level goal (MRDLG) – The level of a drinking water disinfectant below which there is no known or expected risk to health. MRDLGs do not reflect the benefits of the use of disinfectants to control microbial contaminants.

Level 1 assessment – A study of the water system to identify potential problems and determine (if possible) why total coliform bacteria have been found in our water system.

Level 2 Assessment – A very detailed study of the water system to identify potential problems and determine (if possible) why an E. coli MCL violation has occurred and/or why total coliform bacteria have been found in our water system on multiple occasions.

During the period covered by this report we had the below noted violations.

Compliance Period	Analyte	Type
-------------------	---------	------

Our water system tested a minimum of 7 samples per month in accordance with the Total Coliform Rule for microbiological contaminants. With the microbiological samples collected, the water system collects disinfectant residuals to ensure control of microbial growth.

Disinfectant	Date	HighestRAA	Unit	Range	MRDL	MRDLG	Typical Source
CHLORINE	2023	1.6	ppm	0.5 - 3.86	4	4	Water additive used to control microbes

In the tables below, we have shown the regulated contaminants that were detected. Chemical Sampling of our drinking water may not be required on an annual basis; therefore, information provided in this table refers back to the latest year of chemical sampling results.

The State of Louisiana regularly monitors source water per State and Federal Regulations. Treated water samples are monitored to further evaluate compliance.

Source Water Regulated Contaminants	Collection Date	Highest Value	Range	Unit	MCL	MCLG	Typical Source
BARIUM	5/16/2021	0.36	0 - 0.36	ppm	2	2	Discharge of drilling wastes; Discharge from metal refineries; Erosion of natural deposits
FLUORIDE	5/16/2021	0.4	0.2 - 0.4	ppm	4	4	Erosion of natural deposits; Water additive which promotes strong teeth; Discharge from fertilizer and aluminum factories
NITRATE-NITRITE	9/23/2018	0.1	0 - 0.1	ppm	10	10	Runoff from fertilizer use; Leaching from septic tanks, sewage; Erosion of natural deposits

Source Water Radiological Contaminants	Collection Date	Highest Value	Range	Unit	MCL	MCLG	Typical Source
--	-----------------	---------------	-------	------	-----	------	----------------

COMBINED RADIUM (-226 & -228)	5/16/2021	0.796	0 - 0.796	pCi/l	5	0	Erosion of natural deposits
GROSS BETA PARTICLE ACTIVITY	5/16/2021	2.34	0 - 2.34	pCi/l	50	0	Decay of natural and man-made deposits. Note: The gross beta particle activity MCL is 4 millirems/year annual dose equivalent to the total body or any internal organ. 50 pCi/L is used as a screening level.
RADIUM-228	5/16/2021	0.796	0 - 0.796	PCI/L	5	0	

Lead and Copper	Date	90TH Percentile	Range	Unit	AL	Sites Over AL	Typical Source
COPPER, FREE	2020 - 2023	0.3	0.1 - 0.5	ppm	1.3	0	Corrosion of household plumbing systems; Erosion of natural deposits; Leaching from wood preservatives
LEAD	2020 - 2023	0	2	ppb	15	0	Corrosion of household plumbing systems; Erosion of natural deposits

Disinfection Byproducts	Sample Point	Period	Highest LRAA	Range	Unit	MCL	MCLG	Typical Source
TOTAL HALOACETIC ACIDS (HAA5)	MINI ROAD	2022 - 2023	8	8.2	ppb	60	0	By-product of drinking water disinfection
TOTAL HALOACETIC ACIDS (HAA5)	WHITE CHAPEL ROAD	2022 - 2023	14	13.6	ppb	60	0	By-product of drinking water disinfection
TTHM	MINI ROAD	2022 - 2023	20	19.9	ppb	80	0	By-product of drinking water chlorination
TTHM	WHITE CHAPEL ROAD	2022 - 2023	51	51.4	ppb	80	0	By-product of drinking water chlorination

Source Secondary Contaminants	Collection Date	Highest Value	Range	Unit	SMCL
CHLORIDE	5/16/2021	192	22 - 192	MG/L	250
IRON	5/16/2021	0.51	0.19 - 0.51	MG/L	0.3
MANGANESE	5/16/2021	0.09	0.01 - 0.09	MG/L	0.05
PH	5/16/2021	6.44	6.16 - 6.44	PH	8.5
SILVER	5/16/2021	0.034	0 - 0.034	MG/L	0.1

Treated Secondary Contaminants	Collection Date	Highest Value	Range	Unit	SMCL
IRON	5/24/2023	0.38	0.2 - 0.38	MG/L	0.3
MANGANESE	5/24/2023	0.07	0.01 - 0.07	MG/L	0.05

++++++Environmental Protection Agency Required Health Effects Language++++++

Some people may be more vulnerable to contaminants in drinking water than the general population. Immuno-compromised persons such as persons with cancer undergoing chemotherapy, persons who have undergone organ transplants, people with HIV/AIDS or other immune system disorders, some elderly, and infants can be particularly at risk from infections. These people should seek advice about drinking water from their health care providers. EPA/CDC guidelines on appropriate means to lessen the risk of infection by Cryptosporidium and other microbial contaminants are available from the Safe Drinking Water Hotline (800-426-4791).

There are no additional required health effects notices.

There are no additional required health effects violation notices.

+++++

Thank you for allowing us to continue providing your family with clean, quality water this year. In order to maintain a safe and dependable water supply we sometimes need to make improvements that will benefit all of our customers.









We at the PRAIRIE RONDE WATER SYSTEM INC work around the clock to provide top quality drinking water to every tap. We ask that all our customers help us protect and conserve our water sources, which are the heart of our community, our way of life, and our children's future. Please call our office if you have questions.

**PRAIRIE RONDE WATER SYSTEM INC**

Parish: **ST LANDRY**

PWSID: **LA1097014**

**2023 Water Grade**

 <b>Federal Water Quality</b>	<p>Points deducted for federal violations, which include Treatment Technique and Maximum Contaminant Level Violations, may pose a public health risk over an extended period of time.</p> <p style="text-align: right;">Max of 30 points</p>	<p style="text-align: center; font-size: 2em;"><b>-0</b></p>
 <b>State Water Quality</b>	<p>Points deducted for state violations, which include no water operator, inadequate water disinfection, and boil notices and water outages, may lead to other issues of concern if not resolved.</p> <p style="text-align: right;">Max of 10 points</p>	<p style="text-align: center; font-size: 2em;"><b>-0</b></p>
 <b>Financial Sustainability</b>	<p>Points deducted for lack of financial sustainability which can affect operations and maintenance of the water system. An effective water rate can provide for the repair, maintenance, and future replacement of infrastructure.</p> <p style="text-align: right;">Max of 10 points</p>	<p style="text-align: center; font-size: 2em;"><b>-0</b></p>
 <b>Operations &amp; Maintenance</b>	<p>Points deducted for operation and maintenance deficiencies noted during water system inspections, which may affect the water quality being distributed to consumers.</p> <p style="text-align: right;">Max of 15 points</p>	<p style="text-align: center; font-size: 2em;"><b>-0</b></p>
 <b>Infrastructure</b>	<p>Points deducted for infrastructure deficiencies noted during water system inspections, which may lead to unsafe drinking water and/or water service disruption.</p> <p style="text-align: right;">Max of 20 points</p>	<p style="text-align: center; font-size: 2em;"><b>-0</b></p>
 <b>Customer Satisfaction</b>	<p>Points deducted for customer complaints received by the water system and/or the Louisiana Department of Health, which are confirmed to be a water quality or quantity issue in the water system.</p> <p style="text-align: right;">Max of 10 points</p>	<p style="text-align: center; font-size: 2em;"><b>-4</b></p>
 <b>Secondary Contaminants</b>	<p>Points deducted for levels of iron and/or manganese greater than the secondary maximum contaminant levels. These levels do not pose a health risk but may cause undesirable water quality issues.</p> <p style="text-align: right;">Max of 5 points</p>	<p style="text-align: center; font-size: 2em;"><b>-5</b></p>
	<p>Points granted for having an asset management plan; a storage assessment and maintenance program; well assessment &amp; maintenance program; participation in management training; or participation in a capacity development program.</p> <p style="text-align: right;">Max of 10 points</p>	<p style="text-align: center; font-size: 2em;"><b>+5</b></p>

Standard	Standard Maximum	Point Deductions	Detailed Assessment of Standards	System Deductions
Federal Water Quality	-30	5 each	Maximum contaminant level violations	0
		5 each	Treatment technique violations for Lead and Copper Rule	0
		10	Is the system non-compliant with an administrative order?	No
State Water Quality	-10	1 each	Chlorine violations	0
		5	Does the water system have an operator?	Yes
		5 each	Water outages and/or boil notices	0
Financial Sustainability	-10	5	Did the system submit an acceptable rate study or implement an adequate rate?	Yes
		5	Did the water system submit an acceptable audit?	Yes
		10	Is the system under a fiscal administrator for poor financial management practices?	No
		5	Are there other negative circumstances that affect fiscal control of the water system?	No
Operations & Maintenance	-15	3 each	Unresolved significant deficiencies	0
Infrastructure	-20	5 each	Unresolved significant deficiencies	0
Customer Satisfaction	-10	1 each	Valid water complaints reported	4
		10	Did the system submit a water complaint log?	Yes
Secondary Contaminants	-5	5	Manganese and/or Iron level(s) over the secondary maximum contaminant level(s)	Yes
Bonus	+10	5 each	Asset management plan, storage or well assessment & maintenance plan, participation in capacity development or management training	1
<b>Total Deductions + Bonus</b>				<b>-4</b>
<b>Score</b>				<b>96 / 100 = 96%</b>